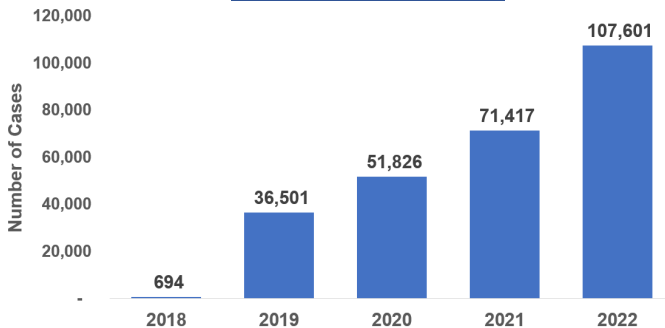


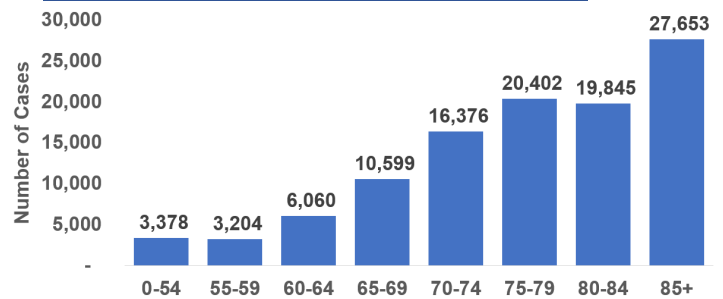
California Parkinson's Disease Registry (CPDR) has been collecting Parkinson's disease information since July 2018. 88 percent of all Parkinson's disease information is collected automatically from electronic health records, which do not require additional reporting effort from providers. CPDR data are consistent with previous epidemiological findings that men are at higher risk of Parkinson's disease. November 1, 2023, the Parkinson's disease ICD-10 code (G20) was expanded to differentiate between Parkinson's disease with and without dyskinesia and with fluctuations.

### Cumulative Number of Parkinson's Disease Cases 2018 - 2022



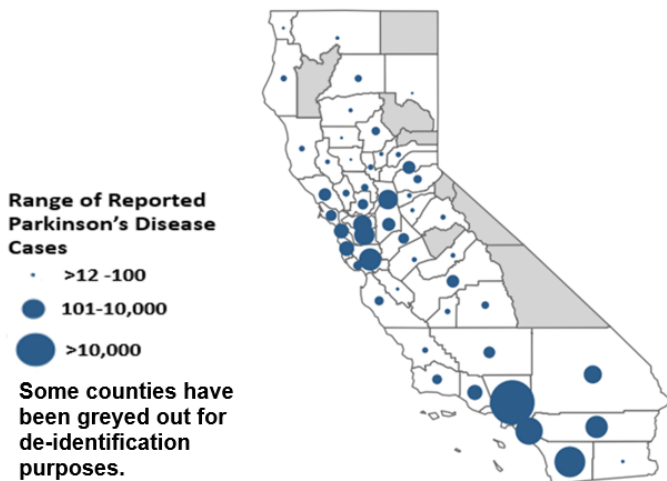
CPDR has a total of 107,601 unique cases.

### Parkinson's Disease Cases by Five-Year Age Group 2018 - 2022



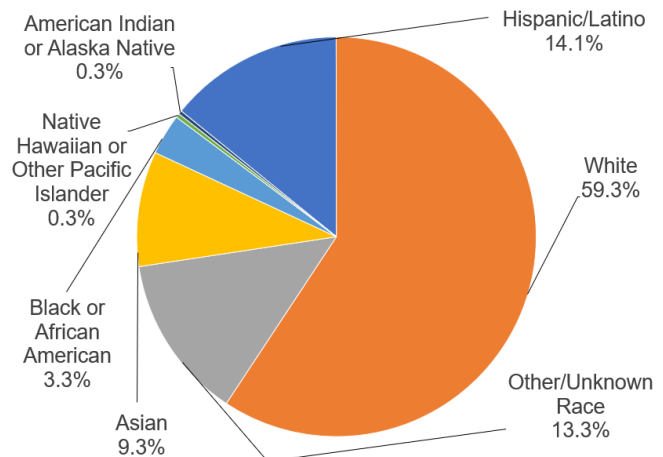
Data from CPDR shows that 78 percent of the cases are comprised of individuals 70 years and above.

### Parkinson's Disease Cases by County, 2018 - 2022



CPDR unique cases are highest in counties with a higher elderly population.

### Parkinson's Disease Cases by Ethnicity & Race, 2018 - 2022



Approximately 59 percent of Parkinson's disease cases are non-Hispanic white, 14 percent are Hispanic/Latino, and nine percent are Asian.

### Highlights and Next Steps

- CPDR supported eight Parkinson's disease research projects in California including patient contact research studies and aggregate data requests.
- CPDR is hosting Technical Advice Group (TAG) meetings with stakeholders/subject matter experts that focus on four broad areas 1) data use, 2) data collection, 3) disease case definitions, and 4) value of the registry. Various TAG meetings will occur at least two times a year.
- CPDR program will provide facility-specific summary reports on a quarterly basis to align with the quarterly data collection schedule. The reports will include information about data collected by the respective facility to assist in improving data quality. Please note technical assistance is available.