

## Adolescent Family Life Program (AFLP) MCAH AFLP Youth Satisfaction Survey

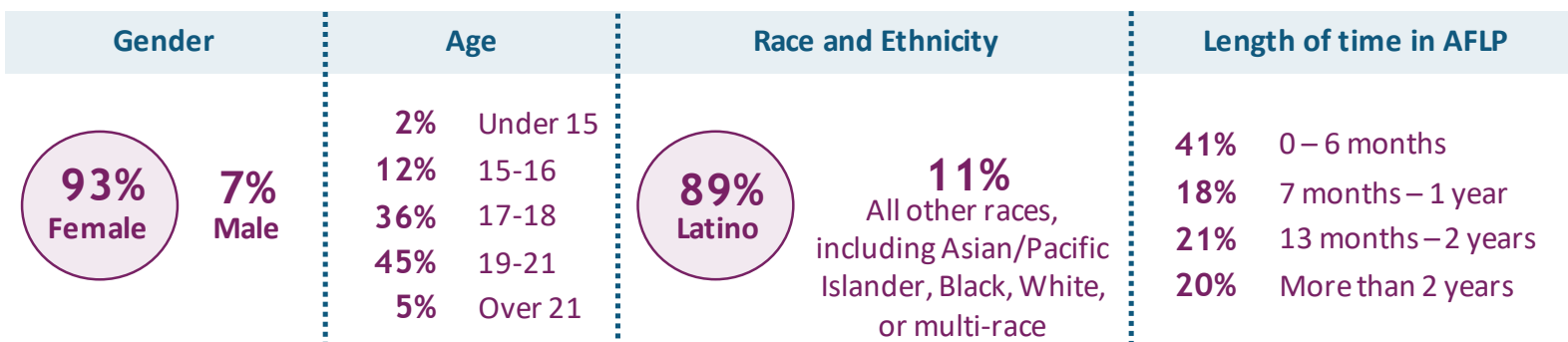
### Spring 2022 Statewide Results

AFLP is a case management program designed to support and empower expectant and parenting youth and follows a Positive Youth Development (PYD) model, which focuses on youths' strengths. This dashboard includes data from AFLP participants, across 17 sites in 14 counties, who completed the MCAH AFLP Youth Satisfaction Survey in spring 2022. The dashboard presents information about survey respondents' experiences in the program to help identify program successes and provide opportunities for quality improvement.

Table 1	Number
Total youth served	816
Completed surveys	531
Total case managers	51

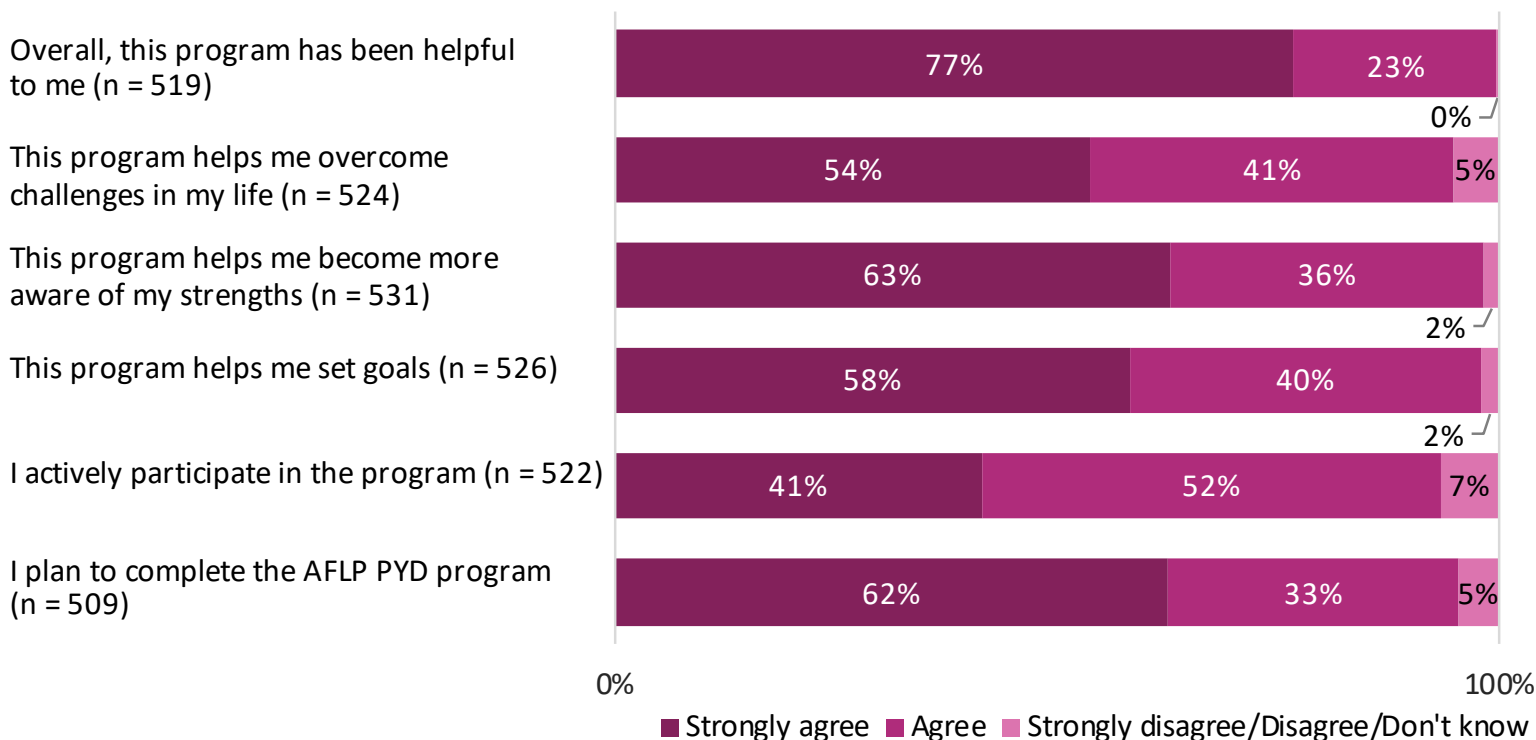
### Youth Survey Respondents

Figure 1. Characteristics of survey respondents (n = 531).



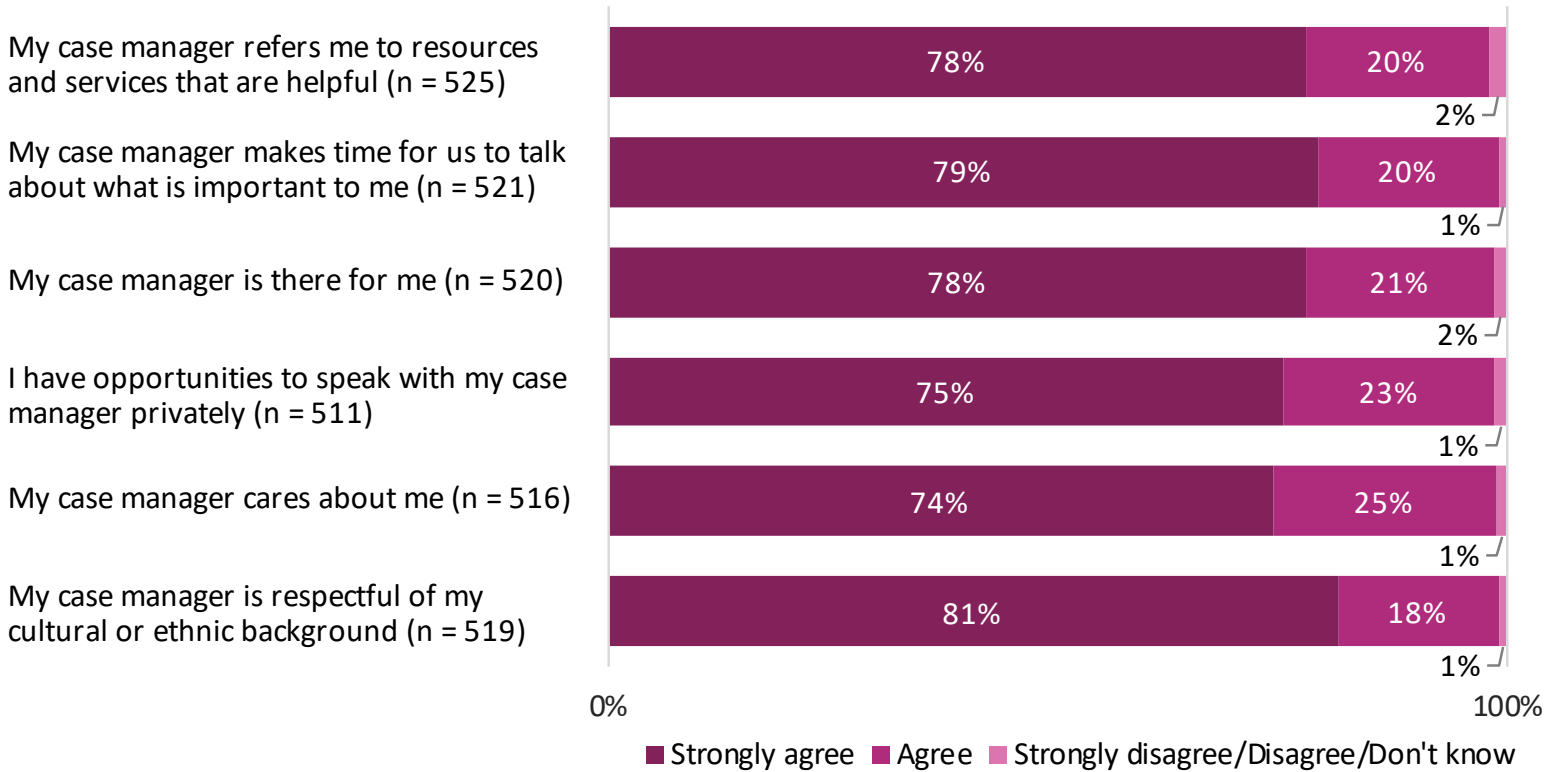
### Program Experience

Figure 2. Survey respondents' perception of AFLP.



## Experience with Case Managers

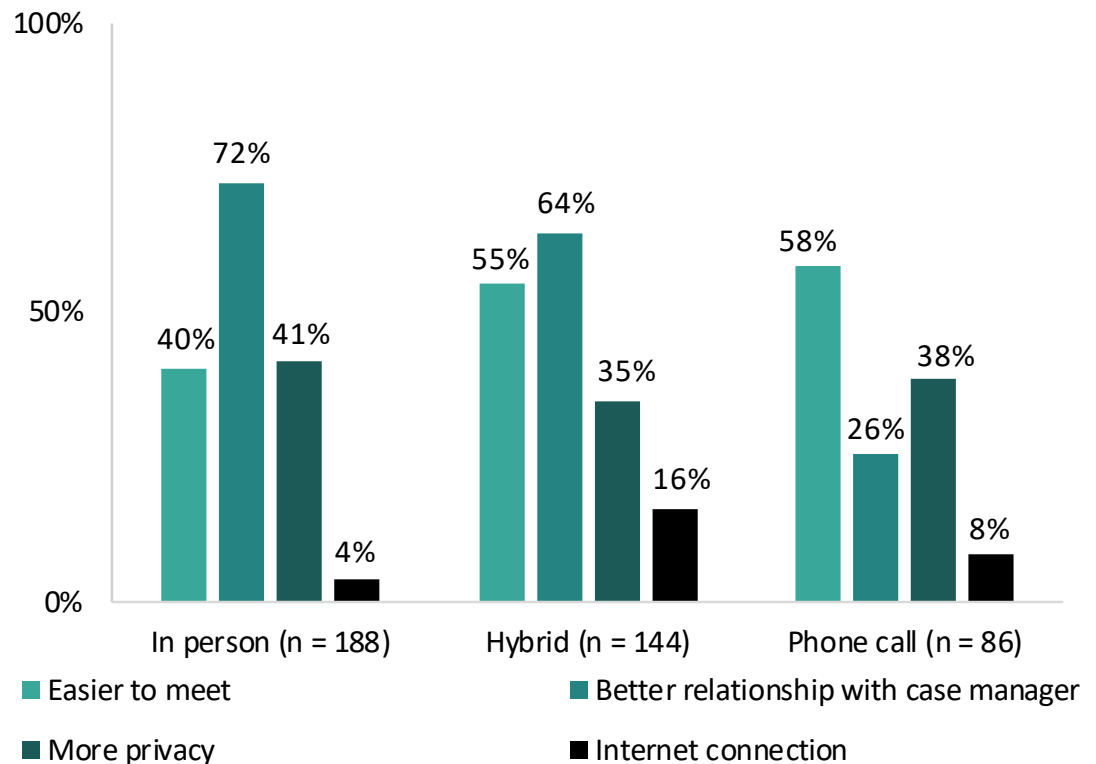
**Figure 3. Survey respondents' relationships with case managers.**



**Figure 4. Preferred meeting format with case managers (n = 518).**

- 37% In person
- 28% Hybrid (a mix of in person, phone, and video)
- 17% Phone call (without video)
- 16% No preference
- 2% Video call

**Figure 5. Frequency of reasons for meeting format preference.**



Respondents were asked to share why they selected their preferred meeting format. Figure 5 shows respondents' reasons for their preference.

## Open-Ended Questions

The boxes below include a summary of themes from the survey respondents' most frequent responses to open-ended questions.

### Box 1. Please share examples of resources and services you were referred to that have been the most helpful.

Out of 405 responses to this question, the most frequent included:

- Essential supplies and resources for their children (e.g., diapers, clothes, and childcare)
- Educational and career support (e.g., college applications and school enrollment)
- Health care services including insurance
- Nutrition and food resources (e.g., WIC, food bank, and food stamps)

*“Thanks to this program I am receiving prenatal care, dental care, WIC, and I’m going back to school.”*

*-AFLP PYD Participant*

### Box 2. What about this program is most helpful for you?

Out of 448 responses to this question, the most frequent included:

- Support for emotional well-being
- Setting goals and thinking about the future
- Increasing access to needed resources
- Receipt of essential supplies and resources for their children

*“This program helps me to know I’m not alone as a young single mom and that I can ask for help anytime I need it.”*

*-AFLP PYD Participant*

### Box 3. What could make the program more helpful for you?

Out of 91 responses to this question, the most frequent included:

- More visits with case managers, as well as activities and outings
- Support with baby supplies and other essential resources, including money, housing, and food
- Opportunities for social events, group meetings with other young parents, and parenting classes
- Ease of program accessibility (e.g., reducing travel to visits and/or alternative methods of meeting)

*“I think it would be nice to be able to meet in groups with different moms or parents.”*

*-AFLP PYD Participant*

### Data Notes:

- **Table 1.** Total youth served includes all youth with an open AFLP Service File during the data collection window.
- **Figure 1.** For the gender variable, while the survey has more than two possible categories, only Male or Female responses were selected by survey respondents represented by this dashboard. Two participants were missing data for age; 26 participants were missing data for race and/or ethnicity. Missing data were not included in calculated percentages.
- All other n's listed on the dashboard reflect the total number of surveys completed minus the number of missing data for each question or indicator.
- **Figures 2 and 3.** Responses for "I don't know," "Strongly disagree," and "Disagree" are combined because the numerators are less than five respondents. Percentages may not equal 100 due to rounding.
- **Figure 5.** Reasons for video preference are not shown because the denominator is less than 20 respondents. Percentages may not equal 100 because respondents could select more than one option.

### General Notes:

- AFLP PYD is funded by the Department of Health and Human Services (HHS), Health Resources and Services Administration Title V MCH Block Grant Number B04MC47403. Its contents are solely the responsibility of the authors and do not necessarily represent the official views of HHS.
- Template and data prepared by the University of California, San Francisco and the California Department of Public Health Maternal, Child, and Adolescent Health Division in 2023.
- Survey data reported by AFLP PYD participants. The data reflect online survey administration from May 16 through June 30, 2022.