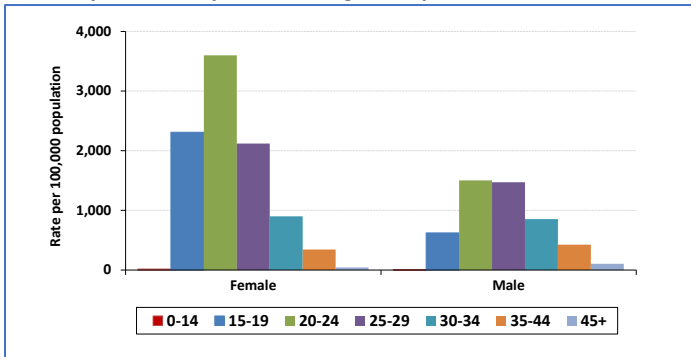


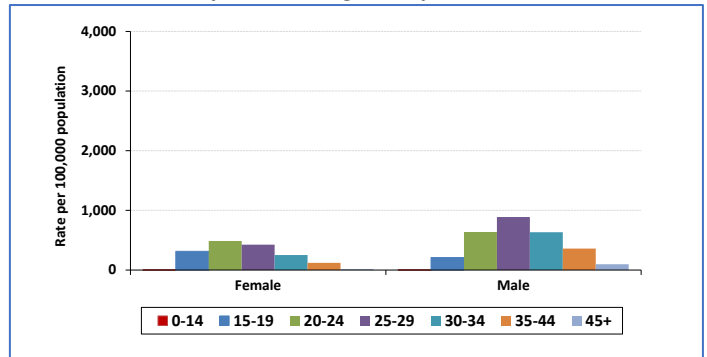
Chlamydia and Gonorrhea in California Youth: 2017 Snapshot

CHLAMYDIA	GONORRHEA
<p>Chlamydia and gonorrhea are the most commonly reported sexually transmitted infections among youth in California. These infections often cause no symptoms. If not treated, chlamydia and gonorrhea can lead to serious reproductive health problems such as pelvic inflammatory disease and infertility. Chlamydia and gonorrhea can infect the genitals, rectum and throat.</p>	
<ul style="list-style-type: none"> In 2017, the rate of chlamydia among youth 15-24 years was 2,005.0 cases per 100,000, a 9% increase over 2016 116,731 chlamydia cases among youth reported in 2017 was highest number since 1990 when reporting began in California 54% of chlamydia cases were among people under age 25 Chlamydia rates among female youth were nearly 3-fold higher than among male youth The chlamydia rate among African-American youth was 4 times higher than the rate for white youth 	<ul style="list-style-type: none"> In 2017, the rate of gonorrhea among youth 15-24 years was 420.9 cases per 100,000, a 12% increase over 2016 24,503 gonorrhea cases among youth reported in 2017 was highest number since 1990 33% of gonorrhea cases were among people under age 25 Gonorrhea rates among male youth were somewhat higher than among female youth The gonorrhea rate among African-American youth was 7 times higher than the rate for white youth

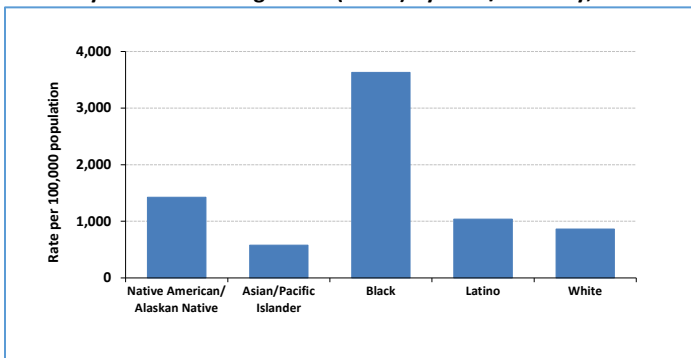
Chlamydia Rates by Gender & Age Group, 2017



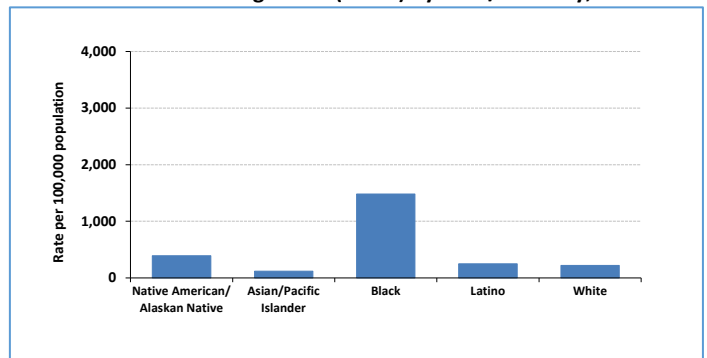
Gonorrhea Rates by Gender & Age Group, 2017



Chlamydia Rates among Youth (15-24) by Race/Ethnicity, 2017

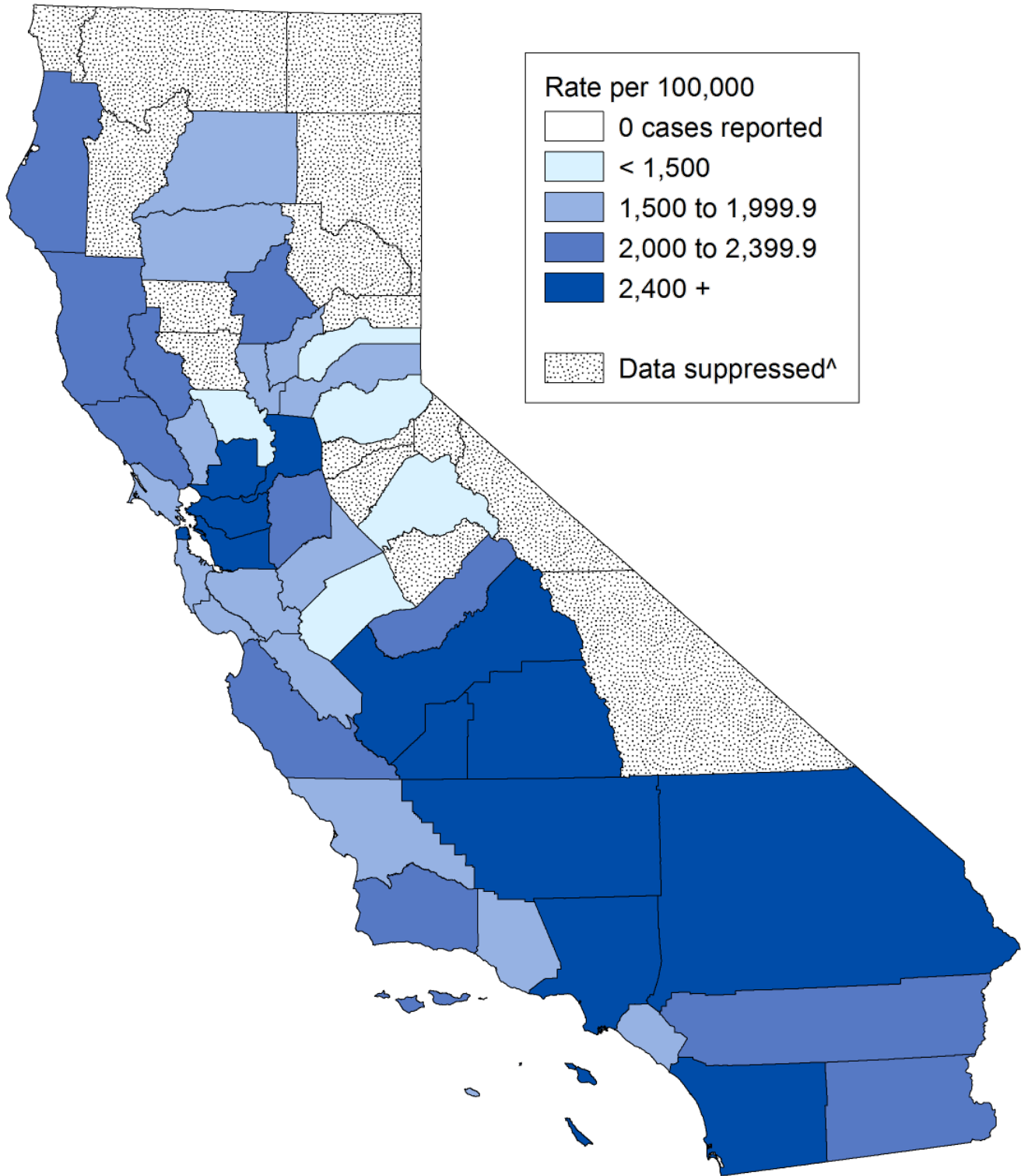


Gonorrhea Rates among Youth (15-24) by Race/Ethnicity, 2017



- Routine screening for chlamydia and gonorrhea is recommended for sexually active women up to age 25 years and others at risk for STD.
- Young people in California ages 12 and older have the right to access free or low-cost confidential STD testing and treatment without parental notification or consent.

Chlamydia & Gonorrhea (combined) Rates for Youth (15-24), 2017



^ Data suppressed for 15 counties as per CHHS Data De-Identification Guidelines, accounting for 0.4% of cases.