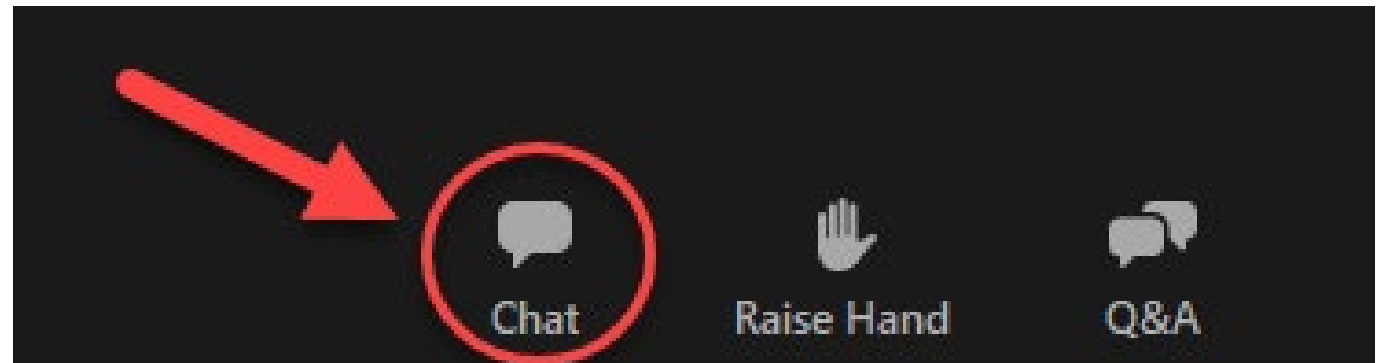
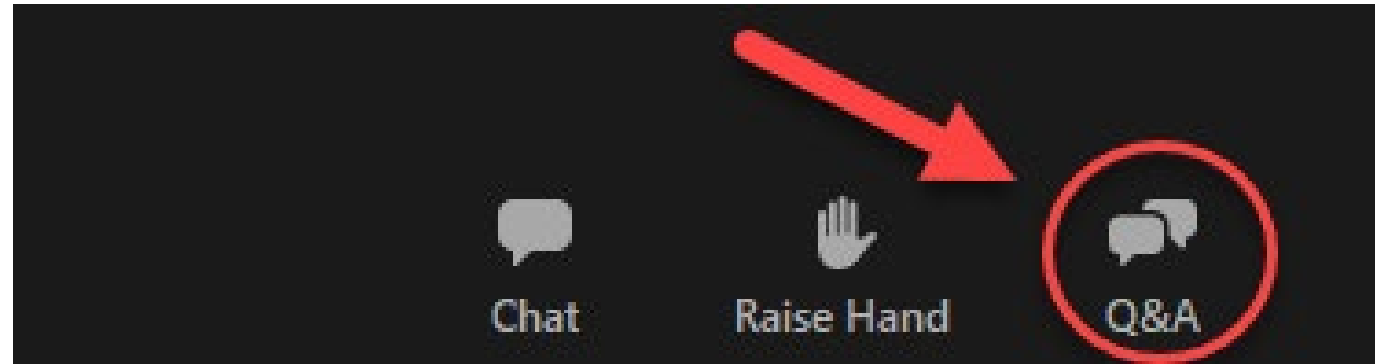


Who? What? *Wear?*: Personal Protective Equipment (PPE) in Skilled Nursing Facilities

Project Firstline
Healthcare-Associated Infections Program
Center for Health Care Quality
California Department of Public Health



- ✓ Submit questions via Q&A
- ✓ Use the chat feature to participate in the discussion



Implicit Bias

- Describes how our unconscious attitudes or judgements can influence our thoughts, decisions, or actions
- Includes involuntary, unintentional perceptions made without awareness
- Occurs as our brains sort information and perceive data to understand our world
- Affects our decisions, contributing to societal disparities
 - Self awareness about implicit bias can promote healthcare diversity and equality
- Learn more about your own implicit bias at [Project Implicit](https://implicit.harvard.edu/implicit/) (implicit.harvard.edu/implicit/)



INFECTION PREVENTION STARTS WITH YOU!



Objectives

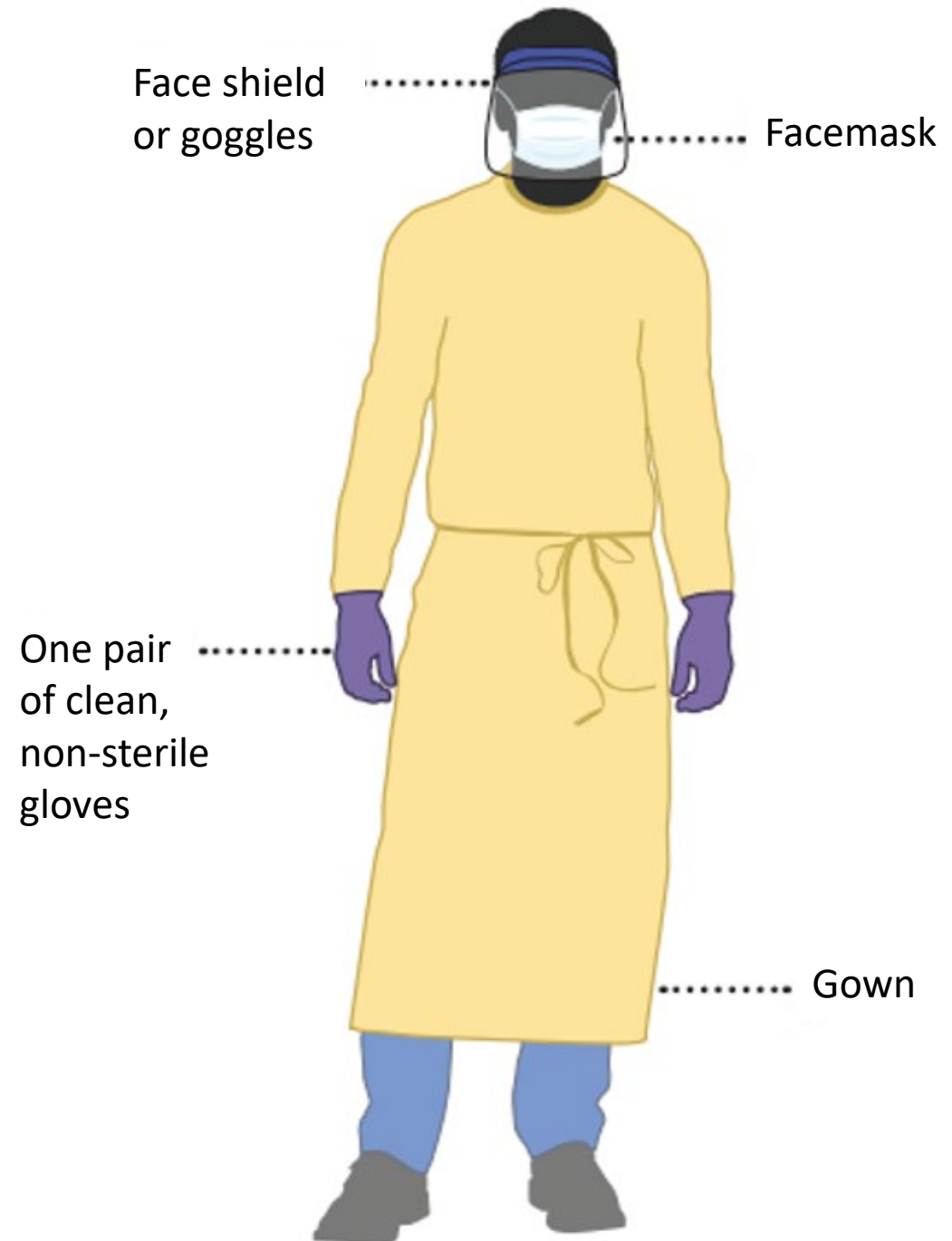
- Describe how to select appropriate personal protective equipment (PPE)
- Discuss the consequences of incorrect PPE use
- Review how to correctly put on (don) and safely take off (doff) PPE

Appropriate PPE Use Matters

- By correctly donning and doffing PPE, you reduce the risk of spreading illness and germs to:
 - ✓ Yourself
 - ✓ Your family
 - ✓ Your friends
 - ✓ Your residents
 - ✓ Your co-workers
 - ✓ Your community
- Long-term conditions may result from a failure to protect yourself

Dress for Success

- Use the right PPE for the situation
- Types of PPE
 - Gloves
 - Gowns
 - Facemasks and respirators
 - Goggles and face shields



Select the Appropriate Type of PPE

- Consider risk of exposure
 - Contaminated surfaces, bodily fluid exposure
 - Isolation precautions (contact, droplet, or airborne)
- Ensure fit
 - Respirator or N95 face mask
 - Glove size
 - Gown size

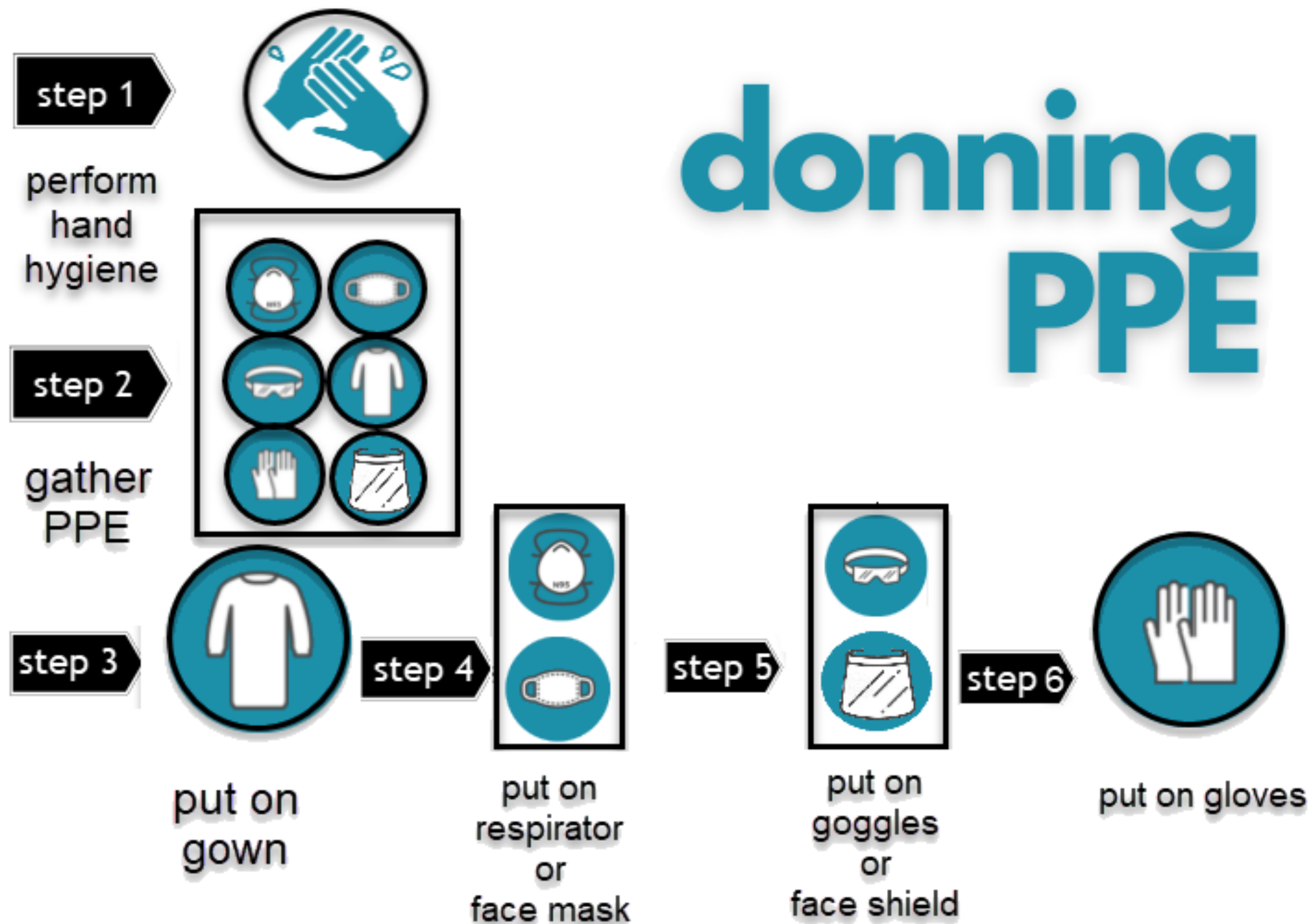
Chat Question

What are some barriers that prevent you from dressing for success?

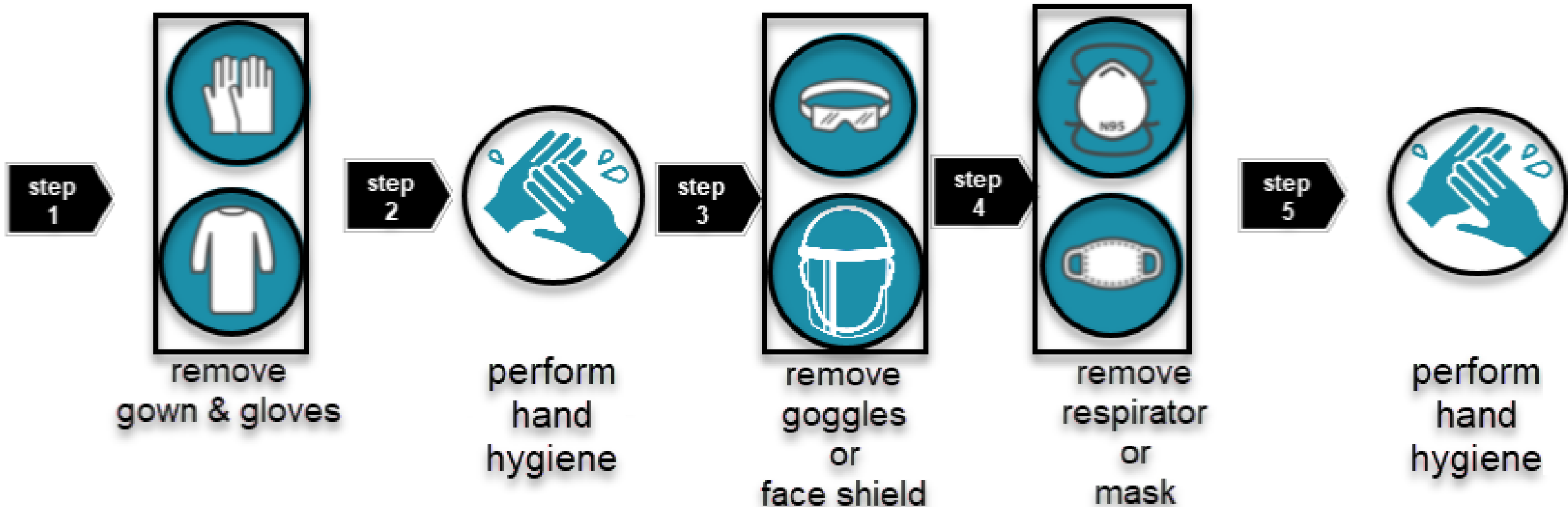


Why Does Order Matter?





doffing PPE





[Hartman Online PPE Video](http://hartmanonline.com/Videos/index.html)
(hartmanonline.com/Videos/index.html)

Poll Question


If at any point your gloves become contaminated while donning your PPE, what should you do? (Select all that apply)

- A. Dispose of them, perform hand hygiene, and then replace them with new gloves
- B. Put another pair of gloves on over the contaminated pair
- ☒ C. Wash your gloves and continue donning
- D. Dispose of them and continue your task without gloves

Poll Question Answer



If at any point your gloves become contaminated while donning your PPE, what should you do? (Select all that apply)

- 
- A. Dispose of them, perform hand hygiene, and then replace them with new gloves**
 - B. Put another pair of gloves on over the contaminated pair
 - C. Wash your gloves and continue donning
 - D. Dispose of them and continue your task without gloves

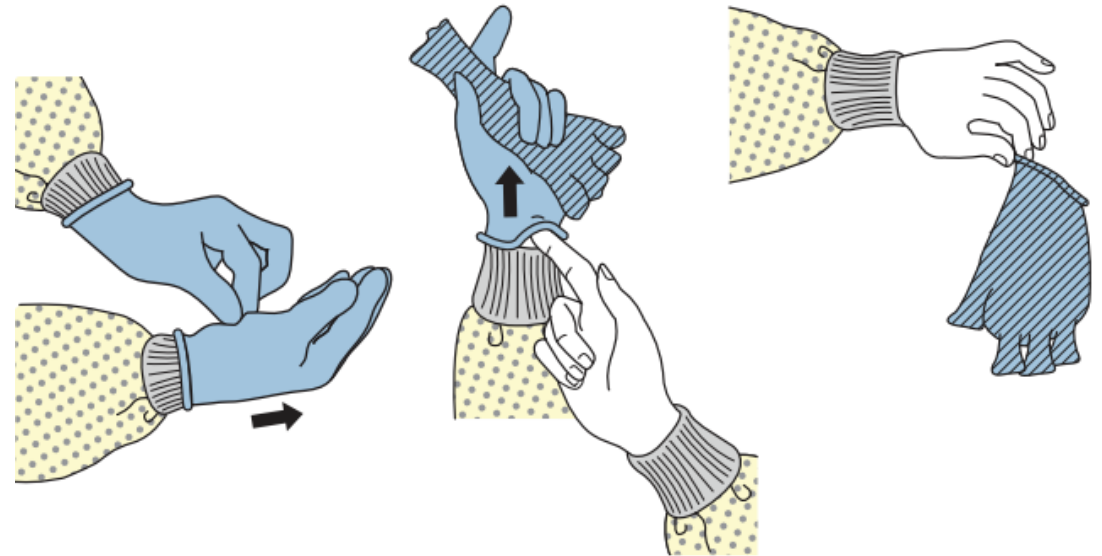
Dos and Don'ts of Glove Use

DOs

- ✓ Change gloves between dirty and clean tasks
- ✓ Discard used gloves
- ✓ Limit opportunities for “touch contamination”


DON'Ts

- ✗ Wash or reuse disposable gloves



Poll Question

What is the most important step to complete before donning and doffing gloves? (Select all that apply)

- A. Hand hygiene
- B. Asking the resident how they are
- C. Identifying other types of PPE to use
-  D. Put an extra pair in your pockets in case you need them later

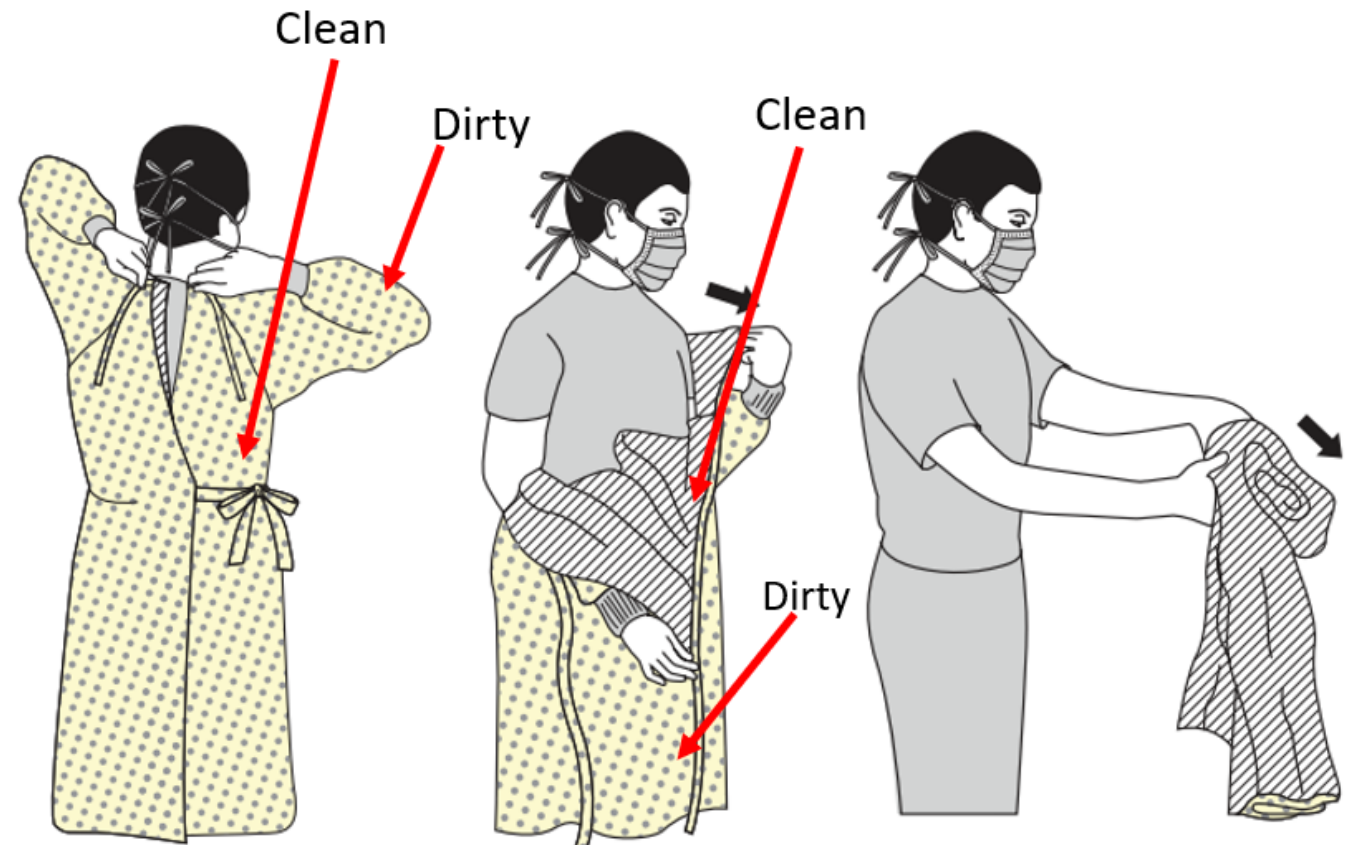
Poll Question Answer

What is the most important step to complete before donning and doffing gloves? (Select all that apply)

- A. Hand hygiene**
- B. Asking the resident how they are
- C. Identifying other types of PPE to use
- D. Put an extra pair in your pockets in case you need them later**

Clean and Dirty Areas of PPE

- Dirty areas are likely to have been in contact with body fluids or environmental surfaces
- Watch for accidental self-contamination



Oops!...I Did It Again

What are some common mistakes made with PPE?



PPE Dos

- Wear a single pair of gloves
- Perform hand hygiene before donning PPE
- Perform hand hygiene after doffing PPE
- Cover both nose and mouth when wearing a mask



Highlights

- Each situation may require a different set of PPE
 - Donning and doffing PPE in the correct order is important
 - Perform hand hygiene before donning and after doffing PPE
-
-

Resources

- [About Project Firstline | Centers for Disease Control and Prevention \(CDC\)](https://www.cdc.gov/infectioncontrol/projectfirstline/about.html)
(www.cdc.gov/infectioncontrol/projectfirstline/about.html)
- [Infection Control in Health Care Facilities | CDC](https://www.cdc.gov/flu/professionals/infectioncontrol/index.htm)
(www.cdc.gov/flu/professionals/infectioncontrol/index.htm)
- [Using Personal Protective Equipment \(PPE\) | CDC](https://www.cdc.gov/coronavirus/2019-ncov/hcp/using-ppe.html)
(www.cdc.gov/coronavirus/2019-ncov/hcp/using-ppe.html)

Next Steps

- Fill out the post-training evaluation
- Visit the [Project Firstline Website](http://www.cdph.ca.gov/Programs/CHCQ/HAI/Pages/ProjectFirstline.aspx)
(www.cdph.ca.gov/Programs/CHCQ/HAI/Pages/ProjectFirstline.aspx)

Group Registration Checklist

- ☐ Have training coordinator send a list of participants and email addresses to CDPH Project Firstline
 - If you do not have an email, free email accounts are available
- ☐ Once the training coordinator sends the list, we will email instructions to each participant on how to complete registration and receive their Certificate of Attendance
- ☐ Email: ProjectFirstline@cdph.ca.gov

Questions?

For more information, contact

ProjectFirstline@cdph.ca.gov

24/7 Voicemail Box: (510) 231-7855

Project Firstline is a national collaborative led by the U.S. Centers for Disease Control and Prevention (CDC) to provide infection control training and education to frontline healthcare workers and public health personnel. The California Department of Public Health Healthcare-Associated Infections (HAI) Program is proud to partner with Project Firstline, as supported through Strengthening HAI/AR Program Capacity (SHARP) funding. CDC is an agency within the Department of Health and Human Services (HHS). The contents of this presentation do not necessarily represent the policies of CDC or HHS and should not be considered an endorsement by the Federal Government.