



# Future of Public Health (FoPH) Year-End Report

Local Health Jurisdiction (LHJ) Allocation

Fiscal Year (FY) 23-24

Year-End Progress Update

January 2025



# Improving the Health of All Californians

**“FoPH is without a doubt the most profound legislative and budgetary policy that has emerged over the last three decades. It ensures public health departments are positioned to address the needs of their populations and build out responsive, equitable services and systems to improve the lives of generations to come.”**

– Trinity County Public Health

# Key FY 23-24 Report Highlights

Future of Public Health funding expanded workforce capacity, filling critical public health positions across California



\$186 million INVESTED in strengthening public health workforce and infrastructure

FoPH enhanced infectious disease, chronic disease and lab capacity efforts

1,160 NEW PERMANENT positions added to the local public health workforce

Individuals added to local public health workforce:

- 230 program specialists
- 187 analysts
- 113 nurses
- 89 epidemiologists



36 LHJs made advancements on public health accreditation and community health assessments and plans

# FoPH Allocations to LHJs



The Budget Act of 2022 provided \$200,400,000 annually ongoing to LHJs for public health workforce and development. Funds were available for expenditure between July 1, 2023 – June 30, 2024.



In early FY 23-24, LHJs submitted 3-year workplans and annual spend plans to demonstrate how FoPH funds will be utilized to meet their community needs. Each workplan is informed by a Community Health Assessment (CHA), Community Health Improvement Plan (CHIP), and/or local Strategic Plan.

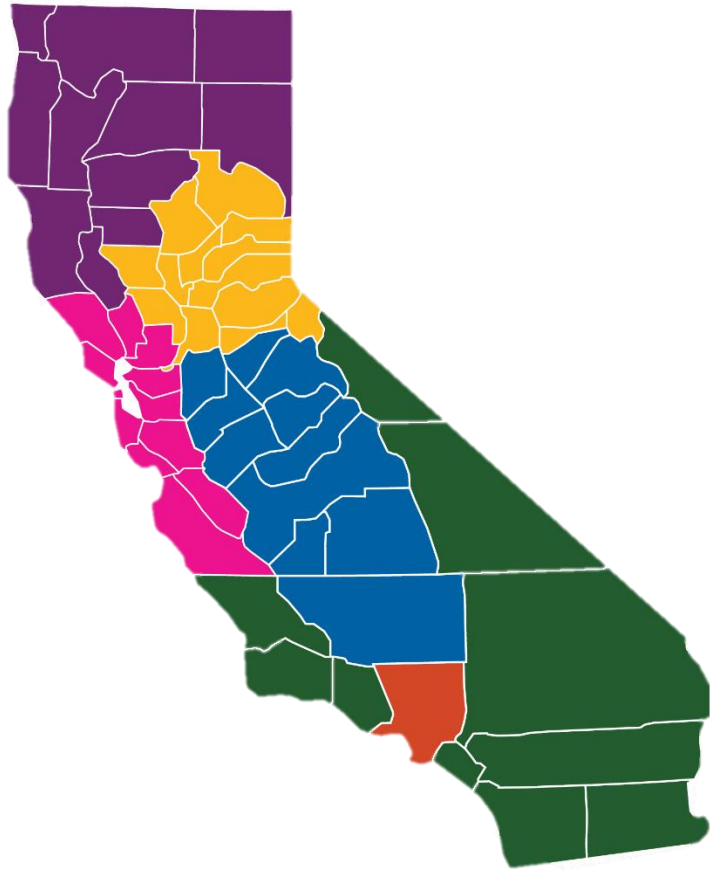


**This report provides a summary of local Future of Public Health activities for fiscal year 2023–2024.**



# Public Health Regions

For this report, LHJs are organized using these public health regions:



## **Rural North**

Del Norte, Glenn, Humboldt, Lake, Lassen, Mendocino, Modoc, Shasta, Siskiyou, Tehama, Trinity

## **Greater Sierra Sacramento**

Alpine, Amador, Butte, Colusa, El Dorado, Nevada, Placer, Plumas, Sacramento, Sierra, Sutter, Yolo, Yuba

## **Bay Area**

Alameda, City of Berkeley, Contra Costa, Marin, Monterey, Napa, San Benito, San Francisco, San Mateo, Santa Clara, Santa Cruz, Solano, Sonoma

## **Central California**

Calaveras, Fresno, Kern, Kings, Madera, Mariposa, Merced, San Joaquin, Stanislaus, Tulare, Tuolumne

## **Southern California**

Imperial, Inyo, Mono, Orange, Riverside, San Bernardino, San Diego, San Luis Obispo, Santa Barbara, Ventura

## **Los Angeles**

Los Angeles, City of Pasadena, City of Long Beach

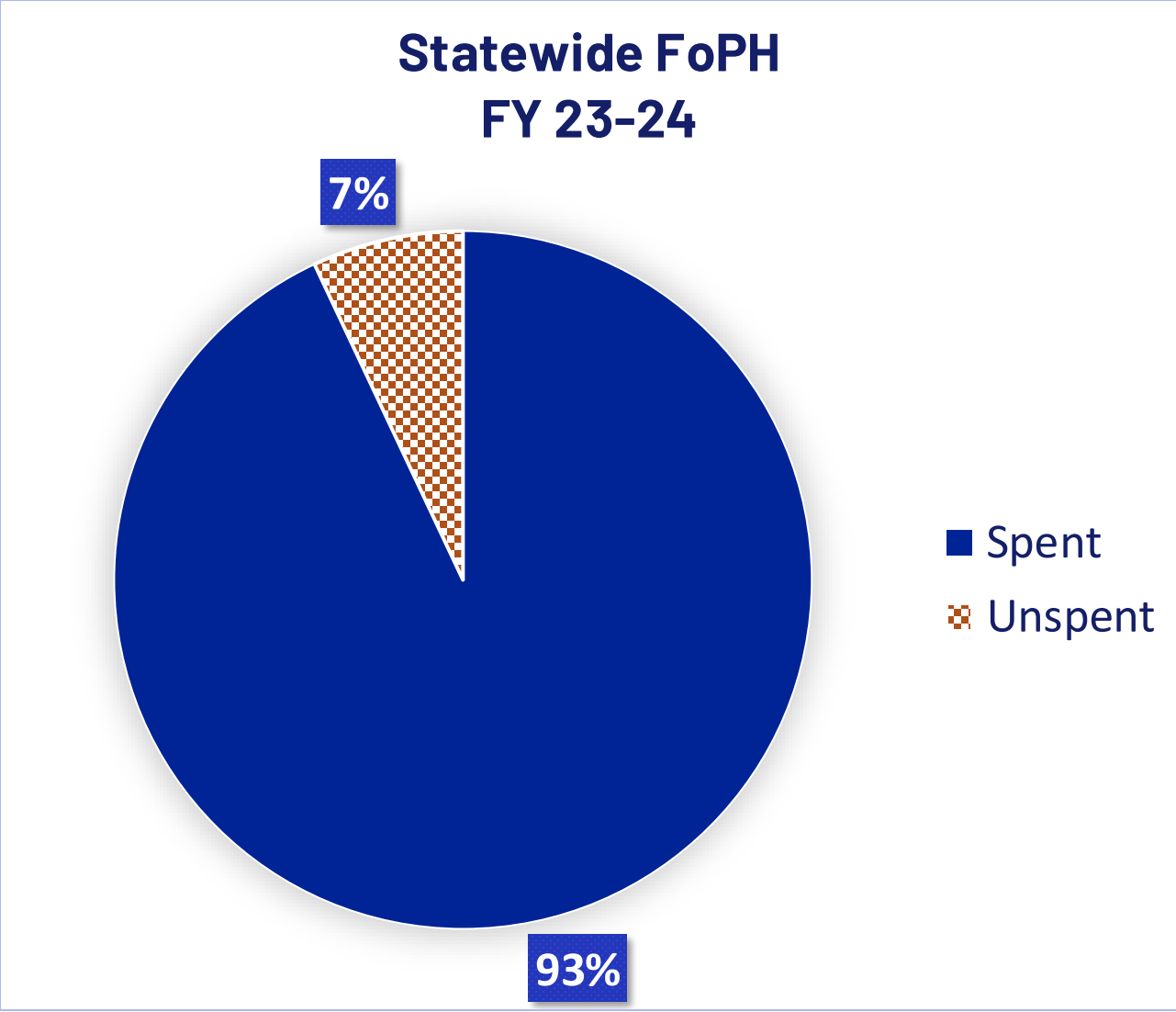


# Strengthening Public Health Infrastructure

**“FoPH funding allowed Placer County to sustain the investment in the expanded communicable disease workforce that we developed during the COVID-19 pandemic, improving our response to all reportable communicable diseases.”**

— Placer County Public Health

# FoPH FY 23-24: Invoice Update



Note: Invoice information reported by LHJs as of July 2024. Any funds remaining will be assumed under the State of California's budget authority for reversion.

# FoPH FY 23-24: Invoiced by Region

Region	Total Allocation	Total Invoiced	Total Invoiced Percent
Bay Area	\$37,557,159.00	\$32,894,600.79	88%
Central California	\$27,358,269.00	\$22,444,271.35	82%
Greater Sierra Sacramento	\$16,641,472.00	\$15,419,607.19	93%
Rural North	\$6,753,569.00	\$5,100,301.01	76%
Southern California	\$60,920,551.00	\$60,036,828.66	99%
Los Angeles	\$51,168,980.00	\$50,902,406.04	99%
<b>Statewide</b>	<b>\$200,400,000.00</b>	<b>\$186,798,015.04</b>	<b>93%</b>

Note: Invoice information reported by LHJs as of July 2024. Any funds remaining will be assumed under the State of California's budget authority for reversion.





# Expanding the Public Health Workforce

**“One of the blessings of Future of Public Health funding is that with new, permanent staff we can offer trilingual interpretation in English, Spanish, and Mixteco and were able to hold Mixteco cultural awareness training for 150 public health staff and 275 staff at local organizations, helping us all better connect with our community.”**

— County of San Luis Obispo Public Health

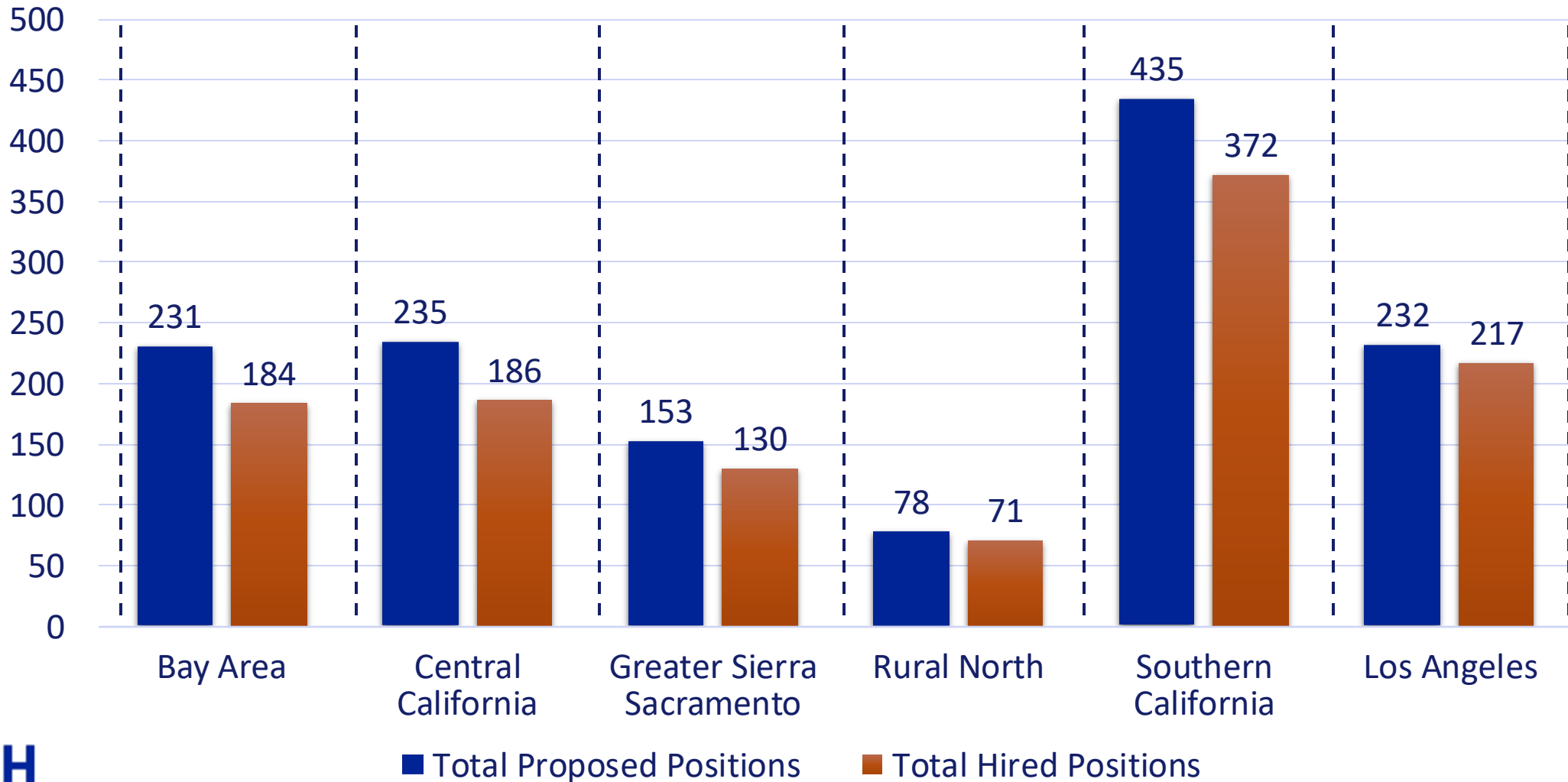
# FoPH Statewide LHJ Hiring Update

Public Health Region	Total Proposed Positions	Total Hired Positions	Hiring Progress
Bay Area	231	184	80%
Central California	235	186	79%
Greater Sierra Sacramento	153	130	85%
Rural North	78	71	91%
Southern California	435	372	86%
Los Angeles	232	217	94%
<b>Statewide Total</b>	<b>1364</b>	<b>1160</b>	<b>85%</b>

Note: Hiring update data include total number of proposed and/or hired individual public health positions stratified by region, regardless of full-time employment (FTE) status, as reported by LHJs as of July 2024.

# FoPH Statewide LHJ Hiring Update Continued

## Proposed vs Hired Positions



# FoPH Hiring Update Stratified by Job Classification

Job Classification by Public Health Region	Bay Area	Greater Sierra Sacramento	Central California	Rural North	Southern California	Los Angeles	Job Classification Total
Accounting/Finance	9	3	3		25	6	46
Administrative	15	20	17	6	60	11	129
Community Health Workers	4			3	3	1	11
Communications	1			1	2	4	8
Disease Investigator	7	5	14	1	7	3	37
Epidemiologist	14	6	7	1	23	38	89
Leadership	8	5	7	6	16	4	46
Health Education	4		12	2	18	21	57
Health Equity	3				1		4

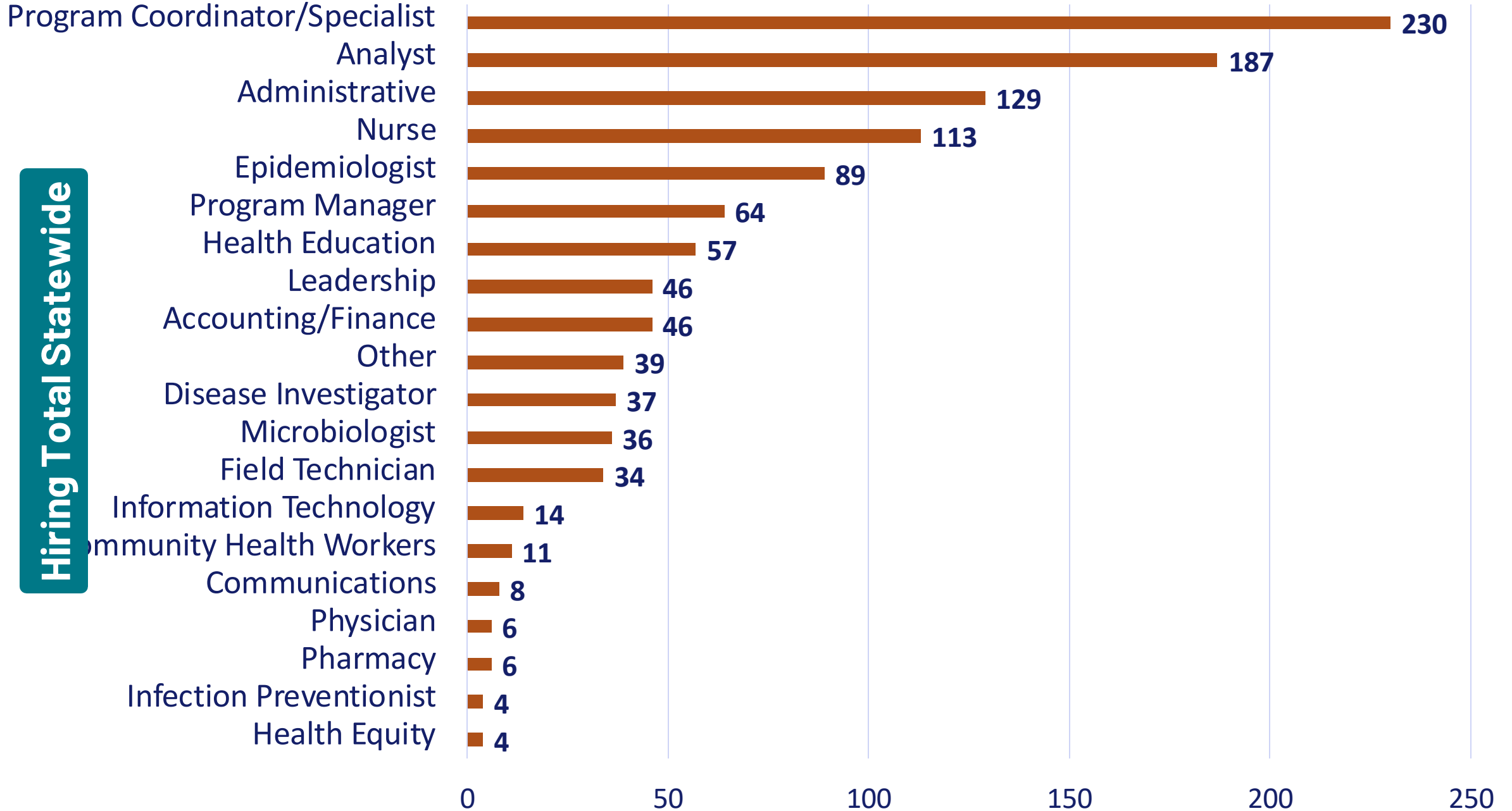
Note: Update includes total FoPH hired positions by Job Classification as reported by LHJs as of July 2024. “Administrative” includes core public health infrastructure administrative managers and assistants.



# FoPH Hiring Update by Job Classification Continued

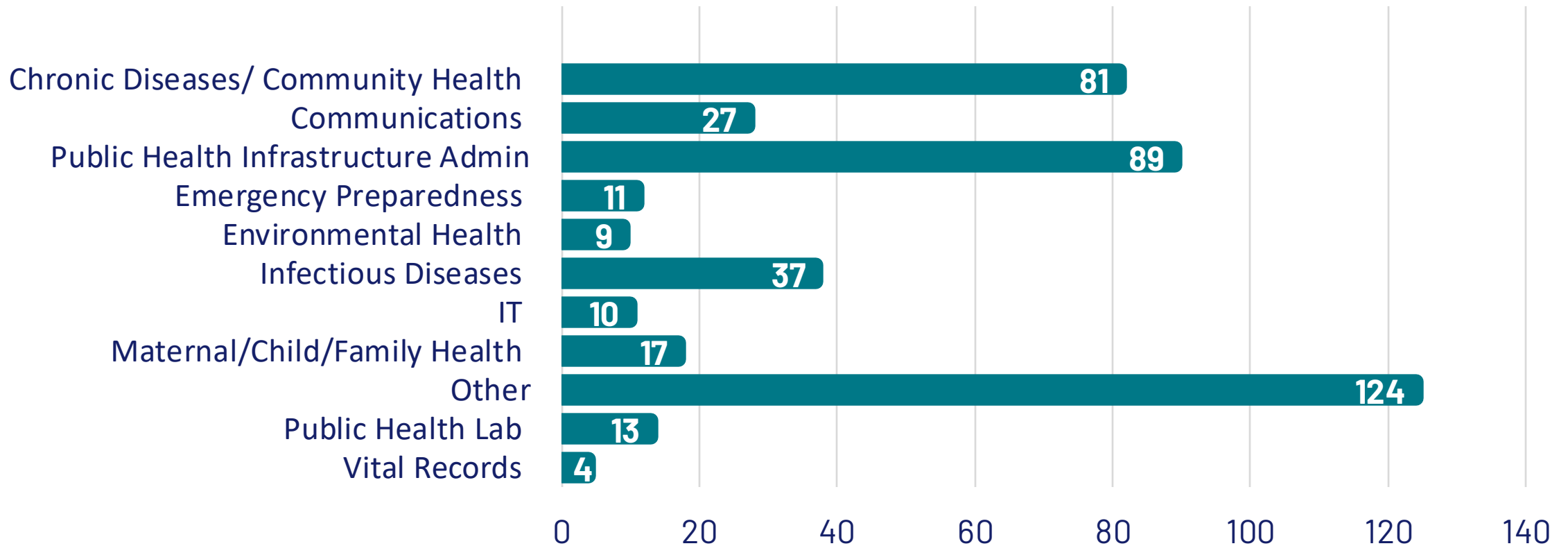
Job Classification by Public Health Region	Bay Area	Greater Sierra Sacramento	Central California	Rural North	Southern California	Los Angeles	Job Classification Total
Infection Preventionist	1	1	1		1		4
Information Technology	2	1	2		5	4	14
Microbiologist	5	2	5	1	23		36
Nurse	11	27	11	8	42	14	113
Field Technician	7	1	16	1	8	1	34
Pharmacy	6						6
Physician	1	1				4	6
Program Manager	14	13	15	9	4	9	64
Program Coordinator/Specialist	46	32	39	21	78	14	230
Analyst	20	13	28	10	41	75	187
Other	6		9	1	15	8	39
<b>Total by Region</b>	<b>184</b>	<b>130</b>	<b>186</b>	<b>71</b>	<b>372</b>	<b>217</b>	<b>1160</b>

# FoPH Hiring Stratified by Job Classification



# Workplan Objectives by Program Area

The data below represents the total count of workplan objectives statewide analyzed by program area categories. LHJs reported focusing their FoPH work activities in following areas as indicated in their approved 3-year workplans, as of July 2024.



Note: "Other" includes focus on public health accreditation, focus on community health assessment and improvement or quality improvement, workforce/infrastructure development or may indicate multiple program areas.



# Quality Public Health Services

**“FoPH has helped so much in providing dedicated staff for priorities like our CHA and CHIP work. We were able to really listen to the community and ask them what they wanted most from us and design for that.”**

– Sacramento County Public Health



# FoPH FY 23-24 Year End Report Summary

## FoPH Invoices

- For fiscal year 23-24, 93% of the FoPH local allocation was invoiced statewide
- \$186,798,015 spent

## Hiring Summary

- 85% of total proposed positions were hired statewide
- 1,160 new, permanent positions hired

## Top Job Classifications for Hiring Statewide

- Program coordinator/specialist
- Administrative
- Analyst
- Nurse
- Epidemiologist

## Top Program Area Objectives Statewide

- Other (accreditation, CHA/CHIP, quality improvement)
- Public health infrastructure/admin
- Chronic disease/community health
- Infectious disease





**“We couldn’t do this without Future of Public Health Funds... We were able to look at critical needs and use FoPH funding to fill those gaps.”**

— Amador County Public Health





# CDPH

---

California Department of  
Public Health